

Can kindly check below **video**:

<https://vimeo.com/794401621/d619421696>

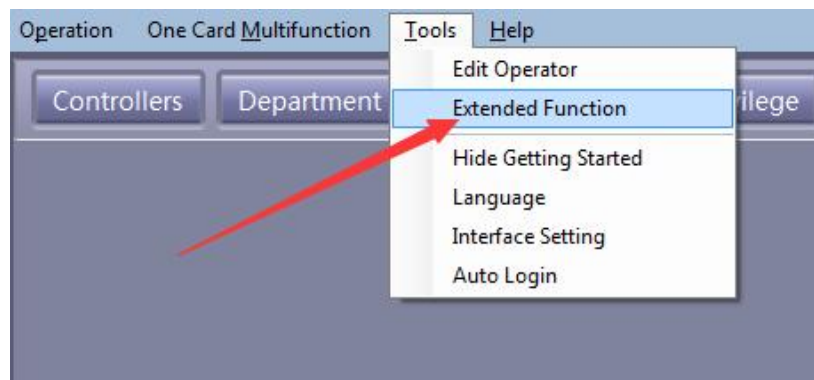
**Or below manual:**

Firstly sync computer time to all doors, follow below link:

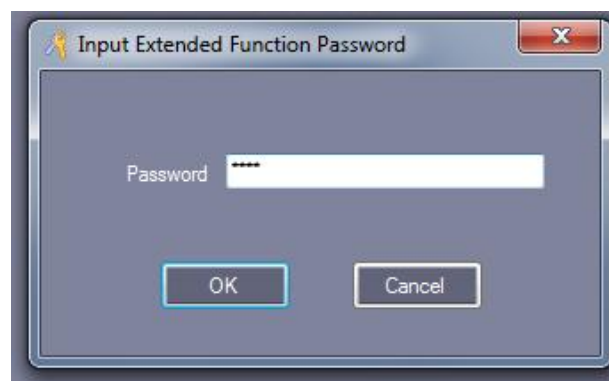
<https://beseencontrol.com/SyncTime.pdf>

### **Step 1: activate this feature:**

In the software window, click menu->“Tools”, then click “Extended Functions”, then input “5678”, you will see a lot of rich feature list.

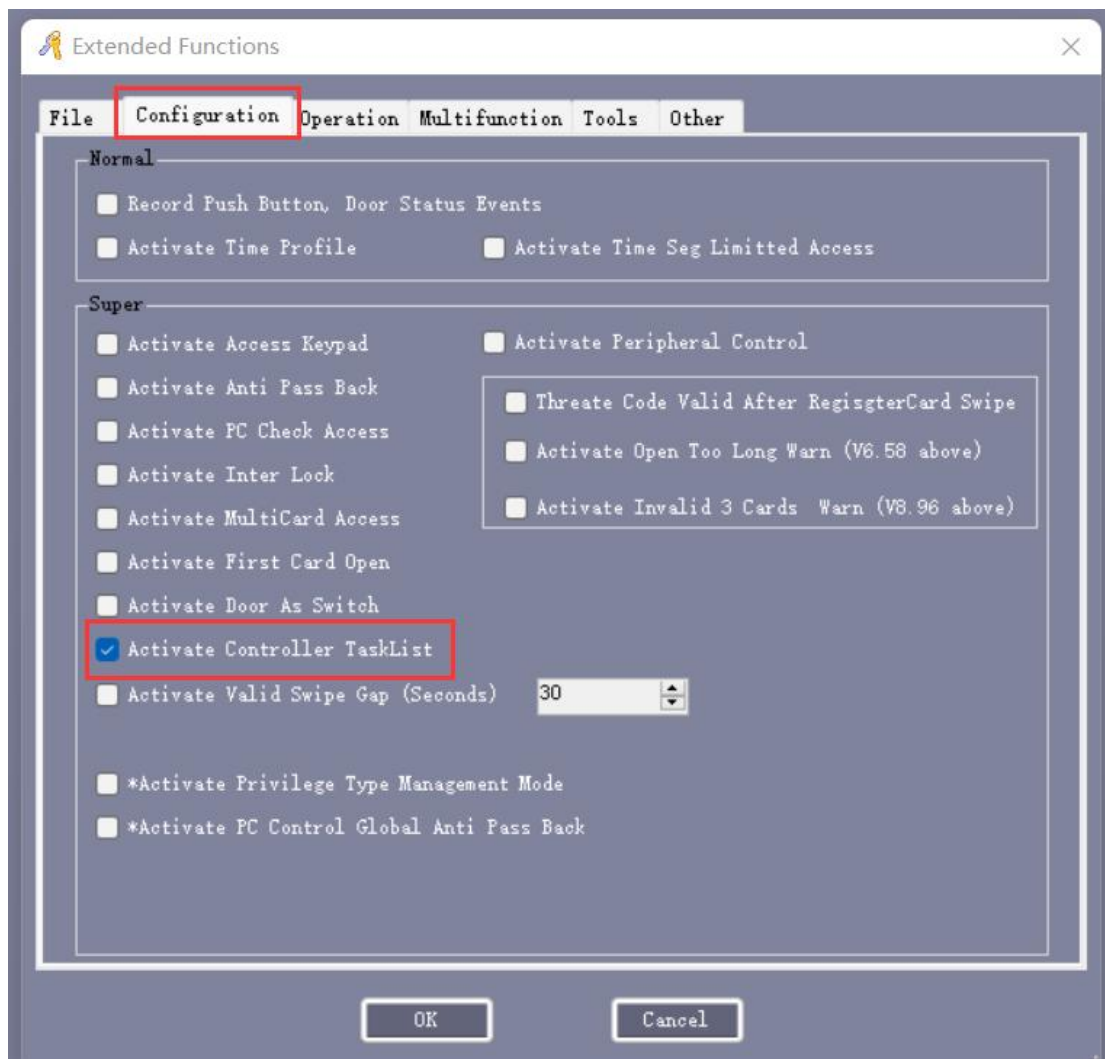


**Input: 5678**



Then select page "Configuration" and check the check box "Activate Controller TaskList" and click ok.

### Software-will-restart-Automatically.



After re-log in software:



Note: for the door close time, please set the task action as: “**Door controlled**”

**not door-closed**; so that you can still open by card or key fob.

For example, open in the morning 09:00AM, lock back in the afternoon 17:00PM, as below picture:

Activate Date: 2022-09-02 星期五

Deactivate Date: 2099-12-31 星期四

Activation Time: 17:00

Week Day: ☒ Monday ☒ Tuesday ☒ Wednesday ☒ Thursday ☒ Friday ☐ Saturday ☐ Sunday

Adapt To: (All)

Task: 0. Door Controlled

Note:

Add Delete Edit Close

| TaskID | From           | To             | Time  | Mon                                 | Tue                                 | Wed                                 | Thu                                 | Fri                                 | Sat                      | Sun                      | Adapt To | Task               | Note |
|--------|----------------|----------------|-------|-------------------------------------|-------------------------------------|-------------------------------------|-------------------------------------|-------------------------------------|--------------------------|--------------------------|----------|--------------------|------|
| 2      | 2022-08-30 星期二 | 2099-12-31 星期四 | 09:00 | <input checked="" type="checkbox"/> | <input checked="" type="checkbox"/> | <input checked="" type="checkbox"/> | <input checked="" type="checkbox"/> | <input checked="" type="checkbox"/> | <input type="checkbox"/> | <input type="checkbox"/> | (All)    | 1. Door Open       |      |
| 3      | 2022-08-30 星期二 | 2099-12-31 星期四 | 17:00 | <input checked="" type="checkbox"/> | <input checked="" type="checkbox"/> | <input checked="" type="checkbox"/> | <input checked="" type="checkbox"/> | <input checked="" type="checkbox"/> | <input type="checkbox"/> | <input type="checkbox"/> | (All)    | 0. Door Controlled |      |

1st line task: Door Open in the morning 09:00AM, from M to F

2nd line task: Door Controlled(lock back) at 17:00PM from M to F

Flexible to configure

Door Controlled  
Not Door close

**Step3:**After the setting, **remember** to **upload** all settings:

